

Mounting Adaptors



50003

Material: Cast Iron
For Use with: 200E, 250E, 260, & 300 Series

Inlet/Outlet: ¾" NPT
Thread: 1"-12



50181

Material: Aluminum
For Use with: 200E, 250E, 260, & 300 Series

Inlet/Outlet: ¾" NPT
Thread: 1"-12



50002

Material: Cast Iron
For Use with: 200E, 250E, 260, & 300 Series

Inlet/Outlet: 1" NPT
Thread: 1"-12



50017N

Material: Nickel-plated Cast Iron
For Use with: 300 BHA-01

Inlet/Outlet: ¾" NPT
Thread: 1"-12



50016N

Material: Nickel-plated Cast Iron
For Use with: 300 BHA-01

Inlet/Outlet: 1" NPT
Thread: 1"-12



50004

Material: Cast Iron
For Use with: 200AE, 250AE, & 260A Series

Inlet/Outlet: 1" NPT
Thread: 1½"-12



50343

Material: Cast Iron
For Use with: 400, 450, & 475 Series

Inlet/Outlet: 1" NPT
Thread: 1½"-16



50032

Material: Aluminum
For Use with: 400, 450, & 475 Series


Inlet/Outlet: 1" NPT
Thread: 1½"-16
UL® recognized



50032N

Material: Nickel-plated Aluminum
For Use with: 400BHA

Inlet/Outlet: 1" NPT
Thread: 1½"-16
UL® recognized



50026
w/ gauge ports

Material: Aluminum
For Use with: 800 Series


Inlet/Outlet: 1" NPT
Thread: 1½"-16
UL® recognized



50109

Material: Aluminum
For Use with: 800 Series

Inlet/Outlet: 1" NPT
Thread: 1½"-16
UL® recognized



50027
w/ gauge ports

Material: Aluminum
For Use with: 800 Series

Inlet/Outlet: 1½" NPT
Thread: 1½"-16
UL® recognized



50163

Material: Aluminum
For Use with: 800 Series


Inlet/Outlet: 1½" NPT
Thread: 1½"-16
UL® recognized



50163N

Material: Nickel plated Aluminum
For Use with: 800BHA-01

Inlet/Outlet: 1½" NPT
Thread: 1½"-16



50011
Dual Adaptor

Material: Aluminium
For Use with: 800 Series

Inlet/Outlet: 2" NPT
Thread: 1½"-16
UL® recognized



50028
Dual Adaptor
w/ gauge ports

Material: Aluminum
For Use with: 800 Series

Inlet/Outlet: 2" NPT
Thread: 1½"-16
UL® recognized

Mounting Adaptors